


SBP & SBPL Pillow Blocks

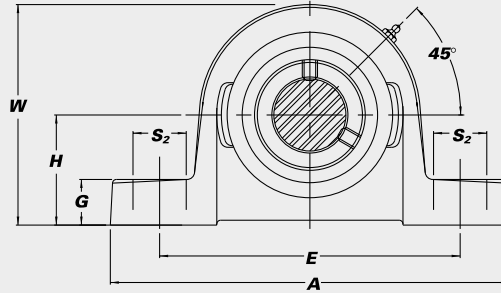
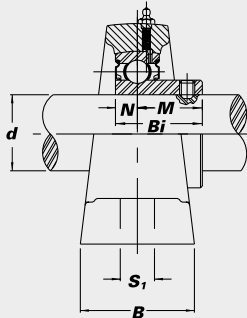


- Cast iron housing
- Narrow inner race bearing with set screw lock

• K-type seals



K-type Seal



STANDARD PRODUCTS

Unit No.	Shaft Dia.		Dimensions (in.) (mm)										Bolt Used (in.)	Bearing No.	Housing No.	Weight (lbs.)
	d (in.)	d (mm)	H	A	E	B	S ₂	S ₁	G	W	Bi	N				

SBP High shaft height

SBP 201		12															SB 201G		
201-8	1/2	15	1 ³ / ₁₆	4 ⁷ / ₈	3 ⁵ / ₈	1 ⁷ / ₁₆	3/4	7/16	1 ⁷ / ₃₂	2 ²³ / ₆₄	0.8661	0.2362	0.6299	3/8			201-8G		
202		17	30.2	124	92	37	19	11	13	60	22.0	6.0	16.0				202G	P 203	1.4
202-10	5/8																202-10G		
203																	203G		
SBP 204-12	3/4	20	1 ⁵ / ₁₆	5	3 ³ / ₄	1 ¹ / ₂	1 ¹ / ₁₆	7/16	9/16	2 ¹⁹ / ₃₂	0.9843	0.2756	0.7087	3/8			SB 204-12G	P 204	1.6
204			33.3	127	95	38	17	11	14	66	25.0	7.0	18.0			204G			
SBP 205-14	7/8	25	1 ⁷ / ₁₆	5 ¹ / ₂	4 ¹ / ₈	1 ¹ / ₂	1 ¹ / ₁₆	1/2	5/8	2 ² / ₃₂	1.0630	0.2953	0.7677	3/8			SB 205-14G		
205-15	15/16		36.5	140	105	38	17	13	16	72	27.0	7.5	19.5			205-15G	P 205	1.9	
205																205G			
205-16	1															205-16G			
SBP 206-17	1 ¹ / ₁₆	30	1 ¹¹ / ₁₆ *	6 ⁵ / ₁₆	4 ³ / ₄	1 ³ / ₄	1 ³ / ₁₆	9/16	1 ¹ / ₁₆	3 ¹⁹ / ₆₄	1.1811	0.3150	0.8661	1/2			SB 206-17G		
206-18	1 ¹ / ₈		42.9	160	121	44	21	14	18	84	30.0	8.0	22.0			206-18G	P 206	2.8	
206																206G			
206-19	1 ³ / ₁₆															206-19G			
206-20	1 ¹ / ₄ S															206-20G			
SBP 207-20	1 ¹ / ₄	35	1 ⁷ / ₈	6 ¹ / ₃₂	5	1 ² / ₃₂	7/8	9/16	3/4	3 ¹ / ₁₆	1.2992	0.3740	0.9252	1/2			SB 207-20G		
207-21	1 ⁵ / ₁₆		47.6	166	127	48	22	14	19	94	33.0	9.5	23.5			207-21G	P 207	3.7	
207-22	1 ³ / ₈															207-22G			
207																207G			
207-23	1 ⁷ / ₁₆															207-23G			
SBP 208-24	1 ¹ / ₂	40	1 ¹⁵ / ₁₆ **	7 ¹ / ₈	5 ⁷ / ₁₆	2	7/8	9/16	1 ³ / ₁₆	4	1.4173	0.4331	0.9843	1/2			SB 208-24G	P 208	4.9
208			49.2	181	137	51	22	14	21	102	36.0	11.0	25.0			208G			

SBPL Low shaft height

SBPL 201		12															SB 201G		
201-8	1/2	15	1 ¹ / ₁₆	4 ⁷ / ₈	3 ⁵ / ₈	1 ⁷ / ₁₆	3/4	7/16	1 ⁷ / ₃₂	2 ¹⁵ / ₆₄	0.8661	0.2362	0.6299	3/8			201-8G		
202		17	27	124	92	37	19	11	13	57	22.0	6.0	16.0			202G	PL 203	1.3	
202-10	5/8															202-10G			
203																203G			
SBPL 204-12	3/4	20	1 ¹ / ₄	5	3 ³ / ₄	1 ¹ / ₂	9/16	7/16	9/16	2 ¹ / ₂	0.9843	0.2756	0.7087	3/8			SB 204-12G	PL 204	1.5
204			31.8	127	95	38	14	11	14	64	25.0	7.0	18.0			204G			
SBPL 205-14	7/8	25	1 ⁵ / ₁₆	5 ¹ / ₂	4 ¹ / ₈	1 ¹ / ₂	1 ¹ / ₁₆	7/16	5/8	2 ⁴⁵ / ₆₄	1.0630	0.2953	0.7677	3/8			SB 205-14G		
205-15	15/16		33.3	140	105	38	18	11	16	69	27.0	7.5	19.5			205-15G	PL 205	1.8	
205																205G			
205-16	1															205-16G			
SBPL 206-17	1 ¹ / ₁₆	30	1 ⁹ / ₁₆	6 ¹ / ₃₂	4 ³ / ₄	1 ³ / ₄	1 ³ / ₁₆	9/16	1 ¹ / ₁₆	3 ³ / ₃₂	1.1811	0.3150	0.8661	1/2			SB 206-17G		
206-18	1 ¹ / ₈		39.7	161	121	45	21	14	18	80	30.0	8.0	22.0			206-18G	PL 206	2.8	
206																206G			
206-19	1 ³ / ₁₆															206-19G			
206-20	1 ¹ / ₄ S															206-20G			
SBPL 207-20	1 ¹ / ₄	35	1 ¹³ / ₁₆	6 ¹⁹ / ₃₂	5	1 ¹ / ₈	7/8	9/16	2 ⁵ / ₃₂	3 ² / ₃₂	1.2992	0.3740	0.9252	1/2			SB 207-20G		
207-21	1 ³ / ₁₆		46.0	167	127	48	22	14	20	93	33.0	9.5	23.5			207-21G	PL 207	3.6	
207-22	1 ³ / ₈															207-22G			
207																207G			
207-23	1 ⁷ / ₁₆															207-23G			
SBPL 208-24	1 ¹ / ₂	40	1 ¹⁵ / ₁₆	7 ¹ / ₈	5 ⁷ / ₁₆	2	7/8	9/16	1 ³ / ₁₆	4	1.4173	0.4331	0.9843	1/2			SB 208-24G	P 208	4.9
208			49.2	181	137	51	22	14	21	102	36.0	11.0	25.0			208G			

Interchange Page 91 *Also available 1⁵/₈* **Also available 2¹/₈*